

# St. Paddy's Day Trial & Rally



AHBA Herding Ranch Dog sheep  
HRDs

## PackLeader Farm

March 11, 2016

14401 Crews Road KPN  
Gig Harbor, WA 98329

Judge: Dave Larson

## Fido's Farm

March 12, 2016

9829 Evergreen Valley Rd  
Olympia, WA 98513

Judge: Paul Murray

## Frog's Breath Farm

March 13, 2016

119 Reinseth Road  
Winlock, WA 98596

Judge: Erin O'Brien

### 2016 AHBA Trial Schedule:

Valentine's Day  
February 12, 13 & 14

St. Patrick's Day  
March 11, 12 & 13

Ranch Large Flock  
June 11 & 12

2016 Kelpie Round-Up  
July 15, 16 & 17

Halloween Goblin & Ghouls  
October 28, 29 & 30

Thanksgiving for Herding  
November 18, 19 & 20



# Rally Awards and Rules

## No entry fee!



**1<sup>st</sup> place \$165.00**

**2<sup>nd</sup> place \$110.00**

**3<sup>rd</sup> place \$55.00**

Contestants must be entered in all three trials to be eligible. A special entry deadline (on or before 2/26/16 has been made to accommodate contestants wishing to be eligible to earn points in the Rally portion of this event.

As contestants travel from one location to the other, and while they are trialing, there will be articles, things to do and other assorted things that will earn points. They may be as random as the color of your car or something you must find and hand to the Rally coordinator, Elsie Rhodes, to receive credit. Points will be tallied each day. The prize money will be awarded on Sunday following class awards.

### Information and Entry Forms:

Barbara (253) 732-5959  
k9sayno@aol.com

Chris - e-mail only  
fidosfarm@fidosfarm.com

Elsie (360) 785-0831  
elrhodes2@msn.com

### Classes

Herding Ranch Dog classes offered: HRDIs HRDIIs, HRDIIs

### Entry Fees & Entries

Pre-entries received on or before to 3/4/2016

HRDs 25 runs per day..... \$55.00

Post Entries (received on or after 3/5/16 - if runs are still available)..... \$60.00

**Dogs entered in all three trials have entry priority until 2/26/16.**

Send pre-entries and make money orders or checks payable to:  
Elsie Rhodes, 119 Reinseth Rd. Winlock, WA 98596-9326

### Trial - 25 runs per day

### Awards

Rosettes.....1<sup>st</sup> - 4<sup>th</sup> place

Each Day: Reserve High in Trial, High in Trial  
High Combined for the Rally

### Food

Lunch will be provided to each contestant with their entry. Additional guests are \$10.00. Please let us know if you have a guest with you for lunch. We need to plan accordingly.

## PackLeader Farm:

Telephone 253-884-5959

Address: 14401 Crews Road KPN, Gig Harbor, WA 98329

- **Hwy 16, Exit for Purdy/Key Center/Shelton, Hwy 302 W.**
- **(There are clearly marked signs leading to HWY 302 W. in several places along the way)**
- **Travel into Purdy, turn west at the light onto**
- Hwy 302 W, go over the Wauna Bridge, travel 5.1 miles, turn RIGHT onto
- Hwy 302 W, Elgin Clifton Rd KPN, toward Shelton/Allyn, travel 1.2 miles, turn RIGHT onto
- 150<sup>th</sup>, travel .1 miles (end of chain link fence) turn LEFT onto Crews Rd - 1<sup>st</sup> road into,
- Rocky Creek Conservation Area. Follow road approximately .8 mile through park.
- This road takes you through a green farm gate with a sign indicating PackLeader Farm.
- House is a two-story white w/green trim.

### Motels & Camping

Westwynd Motel – Apartments	6703 - 144 <sup>th</sup> St. NW., Gig Harbor	(800) 468-9963
Best Western Wesley Inn	6575 Kimball Drive, Gig Harbor (Purdy)	(800) 462-0002
The Inn at Gig Harbor	3211 56 <sup>th</sup> St. N.W., Gig Harbor	(800) 795-9980
Gig Harbor RV Resort	9515 Burnham Drive. NW, Gig Harbor	(800) 526-8311

RVs may park on site, no hookups

## Fido's Farm:

Telephone: 360 866-8347

Address: 9829 Evergreen Valley Road, Olympia, WA 98513

### From Tacoma and Seattle:

- Interstate 5 to Exit 116, Mounts Road/Old Nisqually, at end of ramp turn LEFT onto
- Nisqually Rd (Old Pacific HWY) stay on it until it ends, turn LEFT onto
- Hwy 510 (St. Clair Cut-Off Rd SE), travel 1/4 mile, turn RIGHT onto
- Meridian, travel South several miles through the stop sign at Yelm HWY,
- Continue on Meridian through a left turn and a right turn,
- When you see the 20 mph turn LEFT onto
- Evergreen Valley Rd, travel approximately 1/3 mile, Fido's Farm is on the RIGHT.

### From Portland:

- Interstate 5 Exit 101 Tumwater Blvd, turn east, RIGHT onto
- Tumwater Blvd SW, travel about 1.5 miles until it ends, turn LEFT onto
- Henderson Blvd, travel about 1.5 miles, turn RIGHT at stop light onto
- Yelm Highway, travel east about 7 miles, turn (76 station) RIGHT onto
- Meridian and follow it south through a left turn and a right turn.
- When you see the 20 mph sign turn LEFT onto
- Evergreen Valley Rd, travel approximately 1/3 mile, Fido's Farm is on the RIGHT.

### Motels & Camping

Super 8	College Ave SE & Martin Way, Lacey	(360) 459-8888
Motel 6	400 Lee St, Tumwater	(360) 754-7320
Nisqually Plaza RV Park	10220 Martin Way E, Olympia	(360) 491-3831

RVs may park on site, no hookups

## Frog's Breath Farm:

Telephone: 360-785-0831

Address: 119 Reinseth Road, Winlock, WA 98596

- Interstate 5 to Exit 63 Winlock/Toledo Hwy 505;
- Turn WEST onto Hwy 505, toward Winlock, travel .05 mile to
- South Military Road, turn LEFT; travel 2.2 miles to
- Nikula Road, turn RIGHT; travel 1.5 mile to
- Reinseth Rd, turn RIGHT; second home on the LEFT. Green manufactured home.

### Motels & Camping

Relax Inn (Off I-5 at Exit 76))	550 S. Parkland Dr., Chehalis	(800) 843-6916 or (360) 748-8608
Chehalis Inn (Off I5 at Exit 76)	22 Interstate Ave., Chehalis	(877) 740-5330 or (360) 740-5339

Limited, RVs may park on site, no hook-ups.

## PackLeader Farm - March 11, 2016 Herding Ranch Dog Sheep (HRDs)

### GENERAL RULES:

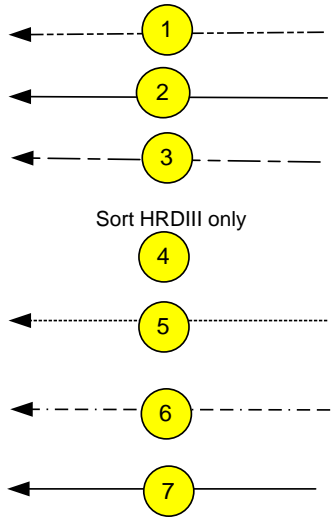
- Time 20 minutes.
- All elements must be attempted prior to moving on.
- Tie breakers, in order, will be Exercise 5 "Take Pen & Obstacle #2", Exercise 7 "Open Movement", Time.

### STARTING SET-UP:

- All gates must be returned to the starting positions.
  - All gates will be closed and must be closed at the completion of the run;
  - 4 groups of (10) sheep in pens behind the round pen.
- 1. GATHER – 20 pts.:** Time and the exercise begin when the gate to Field 3 is opened. Team will proceed to the position for their level. Gather (10) sheep and move sheep from Field 3 into Field 2. Exercise ends when the sheep enter Field 2.
    - **HRDI** Dog is left behind the HRDII Handler's line, Handler may move within 15 feet of sheep
    - **HRDII** Dog is left behind the HRDIII Handler's line, Handler may move up to the HRDII Handler's line.
    - **HRDIII** Team begins from behind the HRDIII Handler's line, where the Handler remains until the sheep cross the HRDIII Handler's line.
  - 2. OBSTACLE #1 – 15 pts.:** Exercise begins when the sheep enter Field 2. Move sheep through Obstacle #1. Exercise ends when the sheep have cleared the plane of Obstacle #1.
  - 3. PEN – 10 pts.:** Exercise begins when the sheep have cleared the plane of Obstacle #1. Move sheep to the Round Pen and pen. Exercise ends when the sheep are penned and the Round Pen gate is closed.
  - 4. HRDIII ONLY: SORT – 10 pts.:** Exercise begins when the sheep are penned and the Round Pen gate is closed. Sort 5 sheep and release into Holding Pen leaving 5 sheep in the Round Pen. Exercise ends when the team leaves the Round Pen and the gate is closed.
  - 5. TAKE PEN & OBSTACLE #2 – 15 pts.:** Exercise begins when the Round Pen gate is closed. Proceed to the Take Pen and remove (10) sheep. Move sheep into Arena C, through Obstacle #2 and into Field 2. Exercise ends when the sheep enter Field 2.
  - 6. OPEN MOVEMENT – 10 pts.:** Exercise begins when the sheep enter Field 2. Move the sheep across Field 2 and into Field 3. Exercise ends when the sheep enter Field 3.
  - 7. FETCH/DRIVE – 20 pts.:** Exercise begins when the sheep enter Field 3. Fetch/Drive the sheep to the designated Set-Out point. Exercise ends when the sheep reach the designated Set-Out point.
    - **HRDI** Handler may move anywhere
    - **HRDII** Handler remains behind the Level II Handler's line.
    - **HRDIII** Handler remains behind the Level III Handler's line.

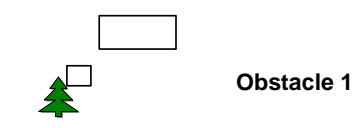


2016 Rally Trial  
AHBA HRD – Sheep

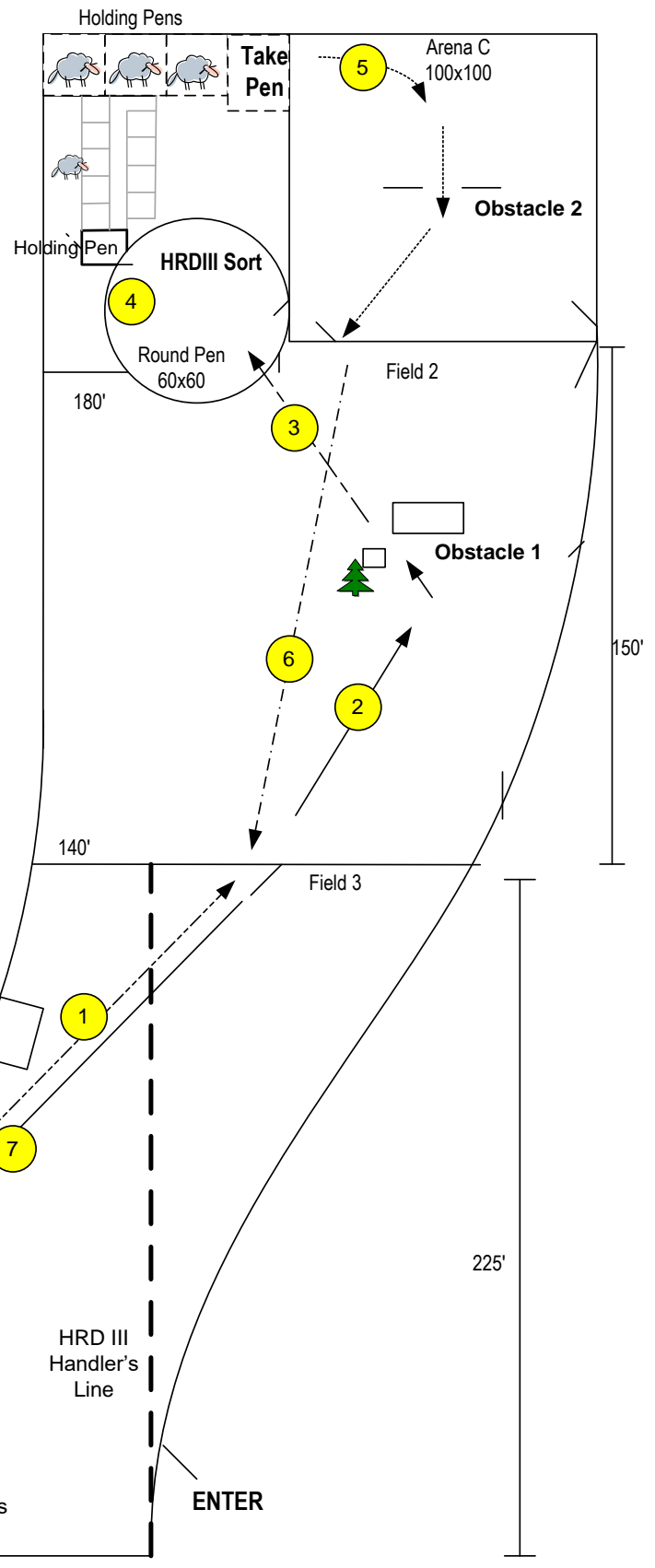
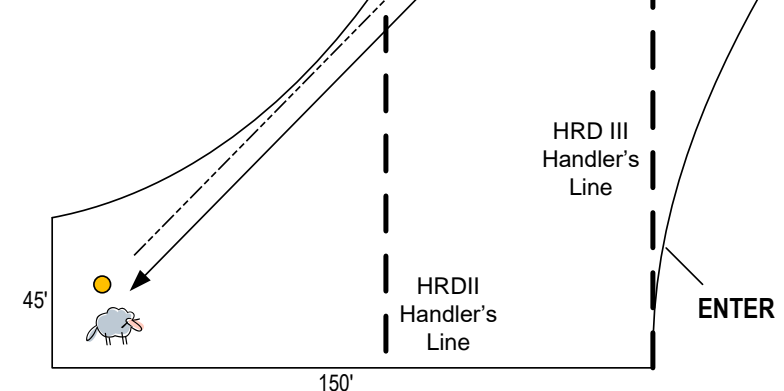


= 10 sheep

--- Handler's Lines



--- Obstacle 2



## **Fido's Farm - March 12, 2016**

### **Herding Ranch Dog Sheep (HRDs)**

#### **GENERAL RULES:**

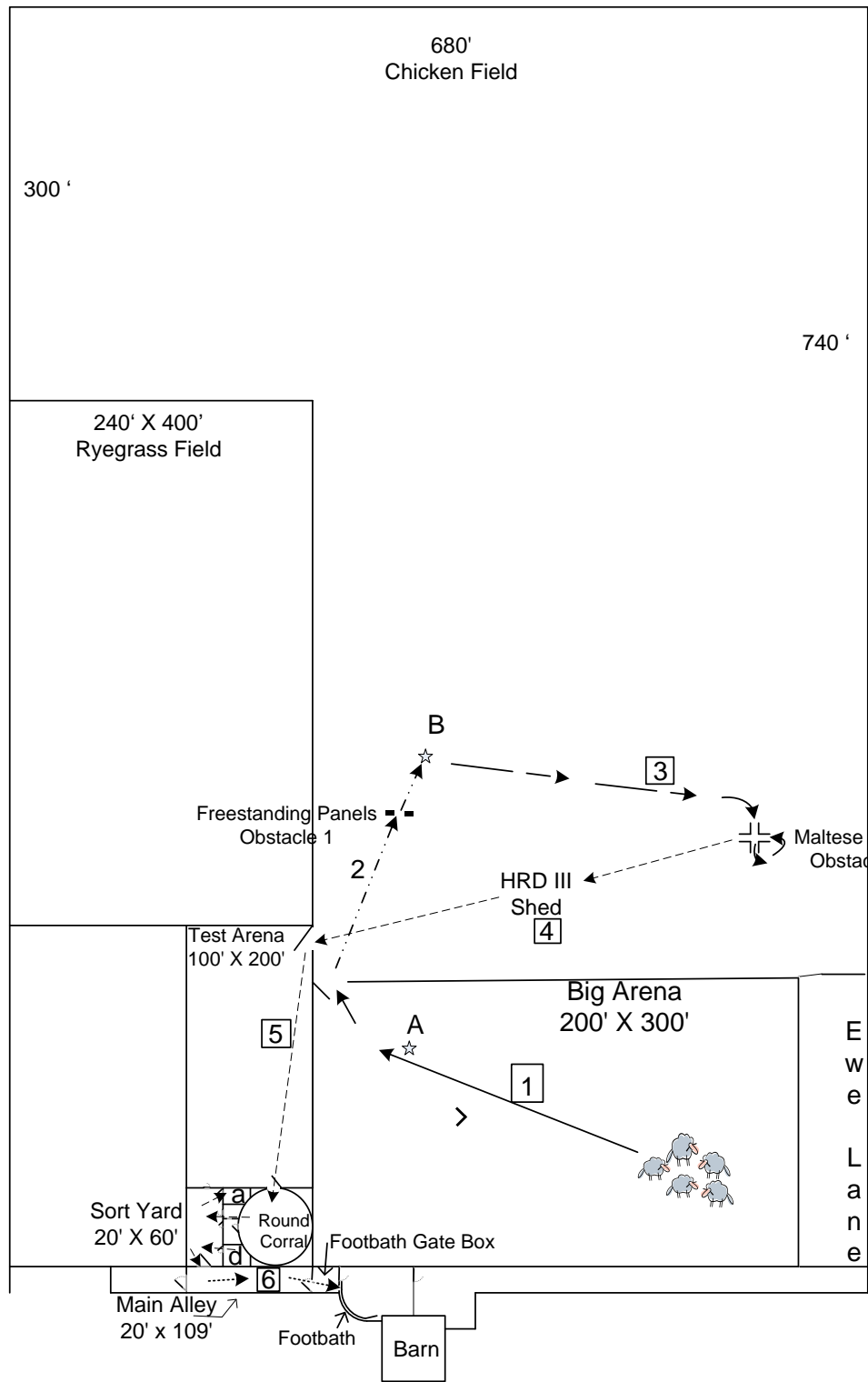
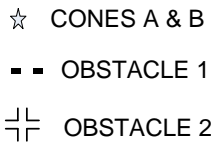
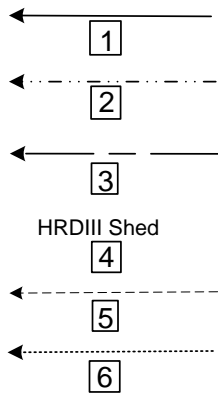
- Time: 20 minutes
- All elements must be attempted before moving on
- All gates must be closed and latched unless otherwise stated
- **Dog must hold sheep off all gates**
- Tie breakers, in order, will be Exercise #5 "tight spaces", Exercise #2 "Drive/Wear", Time

#### **STARTING SET-UP:**

- 5 sheep in Big Arena
  - 5 Sheep in sort yard pen A or D.
  - All gates are shut and latched
1. **GATHER – 20 pts.:** Time and the exercise begins when handler and dog arrive at Cone A. Gather sheep to Cone A. Move sheep into Chicken field. Exercise ends when Chicken Field gate is closed.
    - **HRDI** Place dog half way between Cone A & sheep. Handler may move to within 15 feet of the sheep.
    - **HRDII** Place dog at Cone A. Handler may move half way to sheep.
    - **HRDIII** Handler and dog work from Cone A.
  2. **DRIVE / WEAR – 25 pts.:** Exercise begins when Chicken Field Gate is closed. Drive/wear sheep through freestanding panels to Cone B. Exercise ends when last sheep arrives at Cone B.
    - **HRDI** The handler may walk with sheep throughout.
    - **HRDII** The handler may move with sheep to half way to panels.
    - **HRDIII** The handler will remain at Chicken Field gate until sheep arrive at Cone B. Dog to hold sheep at cone B until the handler arrives at Maltese Cross.
  3. **FREESTANDING OBSTACLE – 15 pts.:** Exercise begins when last sheep arrives at Cone B. Move sheep through Maltese Cross in the two directions indicated by the diagram. Exercise ends when last sheep exits second direction of the Maltese Cross.
  4. **SORT – HRDIII ONLY – 10 pts.:** Exercise begins when the last sheep exits the Maltese Cross. Move sheep into the open area. Shed two sheep from the group and show you have control of them. Exercise ends when the judge calls the shed.
  5. **TIGHT SPACES & PENWORK – 20 pts.:** Exercise begins when the last sheep exits Maltese Cross HRDI & II or when the judge calls the shed. Move sheep through Test Arena then Round Corral into Sort Yard. Both gates, from Round Pen and into Sort Yard, must be open before sheep leave Round Corral. Put sheep into pen A or D, whichever is empty. Remove 5 sheep from other pen, move sheep into Main Alley. Exercise ends when the gate into the Main Alley is closed and latched.
  6. **REPEN – 10 pts.:** Exercise begins when the gate into the Main Alley is closed and latched. Settle sheep at east end of Main Alley. The dog will hold the sheep at the east end while the handler opens the gate into the footbath gate box. Repen sheep through the Footbath. Time ends when the handler closes the Footbath gate box gate.



2016 Rally Trial  
AHBA HRD - Sheep



## **Frog's Breath Farm - March 13, 2016 Herding Ranch Dog Sheep (HRDs)**

### **GENERAL RULES:**

- Time: 20 minutes.
- All elements must be attempted prior to moving on.
- Tie breakers, in order, will be Exercise #2 "Sort," Exercise #5 "Small Pen Work," Time.


### **STARTING SET-UP:**

- There will be sets of (5) five sheep in Field 5, the Round Pen, Pens K, J, I and G.
  - All gates will be closed and must be closed at the completion of the run; except the east gate between Fields 3 and 5, which will remain open throughout the day.
1. **GATHER – HRDI & HRDII 20 pts. HRDIII 25 pts.:** Time and the exercise begins when the dog is set into motion beginning its gather. Gather sheep from Field 5; move them through the open gate on the east side of Fields 3 and 5 into Field 3, on past the west side of the post. This exercise ends when all the sheep have passed the post.
    - **HRDI** The dog will be at the gate between Field 3 and 5. The Handler may walk to within 15 feet of the sheep.
    - **HRDII** The dog will be at the post, the Handler may go to the fence between Fields 3 and 5 but may not stand in the gateway.
    - **HRDIII** The dog and Handler will be at the post to begin the gather. The Handler will remain at the post until the sheep have passed the post.
  2. **SORT – 20 pts.:** This exercise begins when all the sheep have passed the post. Move the sheep into the 12 foot alleyway, then into the Round Pen. The dog and Handler will cross the Round Pen, the dog with the Handler and not working the sheep, to the gate opening into Pen E. Gate sort the sheep that were in the Round Pen into Pen E, leaving the sheep you put into the Round Pen. Move the sheep into the 6 foot alleyway and on into Field 5. The dog must cover and hold the sheep while the gate is closed. This exercise ends when the gate is closed.
  3. **DRIVE/WEAR – 15 pts.** This exercise begins when the gate has been closed. The sheep will be moved across Field 5 to the set of three posts. This exercise ends when the sheep have passed the first of the three posts.
    - **HRDI** The handler may accompany the sheep across the field fetching, driving or a combination of either.
    - **HRDII** The handler may accompany the sheep to the beginning of the Y chute, and then will drive the sheep.
    - **HRDIII** The handler will remain in the gate area until the sheep have reached the posts.
  4. **OBSTACLES – HRDI & HRDII 15 pts. HRDIII 20 pts.:** This exercise begins when the sheep have passed the first post. Move the sheep first to the east through the first opening then to the west through the second opening. HRDI & HRDII will move the sheep to the Alleyway gate. HRDIII will put the sheep through the Chute, then on to the Alleyway gate. All levels, the sheep will be held off the Alleyway Gate while it is being opened. Put the sheep into the Alleyway and close the gate. The exercise ends when the gate is closed.
  5. **SMALL PEN WORK – 20 pts.:** The exercise begins when the gate to the Alleyway is closed. Move the sheep from Pen K into Field 5. Move the sheep from Pen J into Pen K; move the sheep from Pen I into Pen J; move the sheep from Pen G into Pen I; Move the sheep from the 6 foot alleyway into Pen G. Time and this exercise ends when all gates are closed.





Frog's Breath Farm  
2016 Rally Trial AHBA HRD Sheep



Fields:

- 1. 230' X 320'
- 1a. 100' X 230'
- 2. 82' X 100'
- 3. 100' X 100'
- 4. 170' X 183'
- 5. 170' X 218'

Pens:

- A. 22' X 35'
- B. 33' X 57'
- C. 28' X 33'
- D. 42' X 43'
- E. 22' X 79'
- F. 74' X varying
- G. 34' X 43'
- H. 2.6' alley to 18'
- I. 35' X 43'
- J. 30' X 43'
- K. 35' X 43'

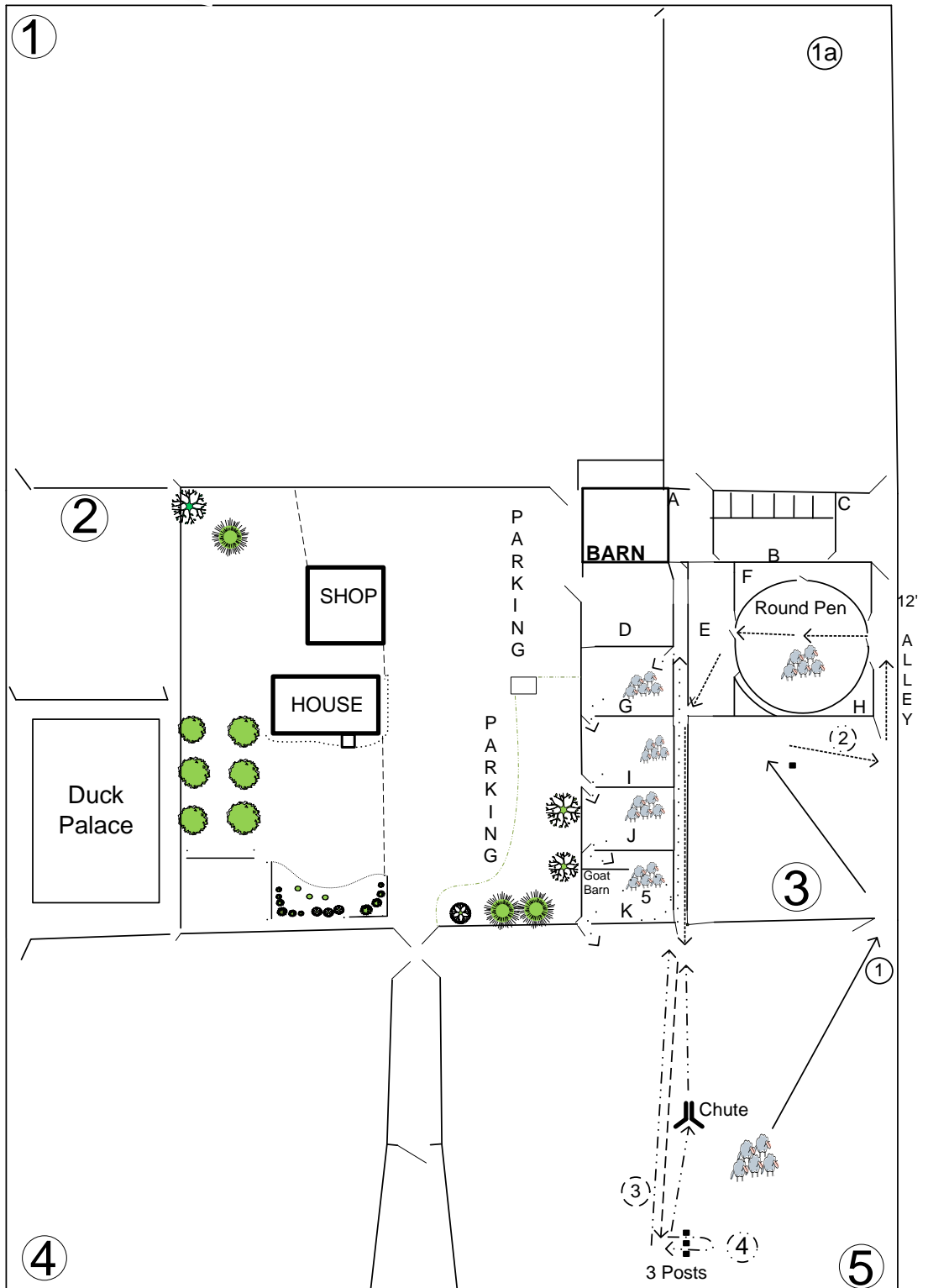
Alleys:

- 6' X 179'
- 12' X 86'

Round Pen:  
65' diameter

Barn:

- 35' X 40' over all
- 12' X 24' Feeding area
- 6' X 6' Jugs
- Lean-to 14' X 40'
- Shed 8' X 10'





March 11, 12 & 13, 2016

Please fill out one entry form, per dog.

Call Name: \_\_\_\_\_

Reg. Name: \_\_\_\_\_

Breed: \_\_\_\_\_ Sex: \_\_\_\_\_ DOB: \_\_\_\_\_

Reg. #: \_\_\_\_\_ Registry: \_\_\_\_\_

Breeder: \_\_\_\_\_

Sire: \_\_\_\_\_

Dam: \_\_\_\_\_

Owner: \_\_\_\_\_

Address: \_\_\_\_\_

City \_\_\_\_\_ State: \_\_\_\_\_ Zip: \_\_\_\_\_

Phone: \_\_\_\_\_ E-mail: \_\_\_\_\_

Name of handler if other than owner: \_\_\_\_\_

Indicate Date/Farm and Level you are entering by marking the corresponding box.

	Friday 3/11/2016 PackLeader Farm	Saturday 3/12/2016 Fido's Farm	Sunday 3/13/2016 Frog's Breath Farm
HRD I			
HRD II			
HRD III			

**Pre-entry fees (received on or before 3/4/16):** My entry will arrive **on or before 3/4/16** \_\_\_\_\_

HRD Sheep \$55.00

**Day of Entry fees (received after 3/4/16):** My entry will arrive **after 3/4/16** \_\_\_\_\_

Add \$5.00 per run to Pre-entry fees above, if runs are available.

Entry Total \$ \_\_\_\_\_

Contestants' lunches are provided at no charge.

Lunch guest pays \$10.00 each day. Number of guests \_\_\_\_\_

Lunch Total \$ \_\_\_\_\_

In consideration for participation in an event sanctioned by the American Herding Breed Association (AHBA), & hosted by Barbara Davenport, Chris Soderstrom & Elsie Rhodes, I agree to assume all responsibility for any claim, loss or damage, of whatever kind or nature, whether to person or property, which may be caused at or near this event either directly or indirectly, by me or the dog or dogs I have entered in or brought to this event. I further agree that I will hold the AHBA, its officers, directors, agents, member, Barbara Davenport, Chris Soderstrom & Elsie Rhodes, their families and employees harmless and defend them from any and all liability for an injury, claim, damage or loss, of whatever kind or nature, whether to person or property, caused at or near this event. I agree to indemnify the AHBA, its officers, directors, agents, members, Barbara Davenport, Chris Soderstrom & Elsie Rhodes and their families and/or employees might be subject as a result of any claims, suit loss or damage caused in any way by any act or negligence on my part or on the part of any dog or dogs I have entered in or brought to this event. I acknowledge that while the AHBA may provide sanctioning and Barbara Davenport, Chris Soderstrom & Elsie Rhodes are hosting for this event with regard to issuing of titles, they do not have and do not exercise control over the conduct, of the event or those present. I certify and represent that the dog or dogs I have entered in or brought to this event is/are not hazard to other dogs, other animal, or to people.

\_\_\_\_\_  
Signature of owner / agent

\_\_\_\_\_  
Date